



# Miscellaneous Hardware



**Item: Weld-on C Hook**  
**BREAK STRENGTH (lbs.): N/A**  
**W.L.L. (lbs.): N/A**



**ITEM: 1" Paddle Buckle**  
**BREAK STRENGTH (lbs.): N/A**  
**W.L.L. (lbs.): N/A**




**ITEM: Bent Bolt Plate**  
**BREAK STRENGTH: 1500**  
**W.L.L. (lbs.): 500**




**ITEM: Chain Extensions**  
**BREAK STRENGTH (lbs.): 16,200**  
**W.L.L. (lbs.): 5400**



**ITEM: Recessed Floor Ring**  
**BREAK STRENGTH (lbs.): 5000**  
**W.L.L. (lbs.): 1600**




**ITEM: Combo Winch Bar**  
**BREAK STRENGTH (lbs.): N/A**  
**W.L.L. (lbs.): N/A**



**ITEM: Lo-profile Weld-on Winch**  
**BREAK STRENGTH (lbs.): 15000**  
**W.L.L. (lbs.): 5000**



**ITEM: Hi-profile Weld-on Winch**  
**BREAK STRENGTH (lbs.): 15000**  
**W.L.L. (lbs.): 5000**



**ITEM: Portable 4" Winch**  
**BREAK STRENGTH (lbs.): 15000**  
**W.L.L. (lbs.): 5000**



**ITEM: Regular Winch Bar**  
**BREAK STRENGTH (lbs.): N/A**  
**W.L.L. (lbs.): N/A**

